

# MAESTRO CAUTIOUS FUND



PRESCIENT  
LIFE

September  
2018

#### Investment objective

The Fund's objective is to produce above average long-term returns whilst simultaneously aiming to assume less risk than is inherent in the market itself. The Fund adopts a conservative investment philosophy and is Regulation 28 compliant.

#### The Fund benchmark

The Fund measures itself against a benchmark consisting of 30% All Share Index, 30% All Bond Index (ALBI) and 40% Short term fixed income (STEFI) index.

#### Legal structure

The Fund is a pooled portfolio on the Prescient Life Limited balance sheet. The appointed portfolio manager of the Fund is Maestro Investment Management (Pty) Limited, an approved Financial Services Provider in terms of the Financial Advisory and Intermediary Services Act, operating under license number 739. Prescient Life Limited is a linked insurer governed by the Long Term Insurance Act. Prescient Life Limited issues investment linked policies. This Fund operates as white label under the Prescient Life License.

#### Fee structure

There is no initial fee charged. The Maestro Growth Fund is a Fund with an annual management fee of 1.0% (excluding VAT). This is inclusive of investment consulting, all underlying managers, and administrative functions performed by Prescient Life.

#### Fund size

R 225 975

#### NAV

Class A: 2.0486

#### Long term insurer

Prescient Life Limited  
(Reg. no: 2004/014436/06)

#### Auditor

KPMG Inc.

#### Portfolio manager

Maestro Investment Management (Pty) Limited

#### Enquiries

Andre Joubert  
Maestro investment Management  
Box 1289  
CAPE TOWN  
8000  
Email: [andre@maestroinvestment.co.za](mailto:andre@maestroinvestment.co.za)  
Tel: (021) 674 9220

Orchestrating Your Wealth



## Market Overview

Following the trauma of last month's market behaviour, especially within emerging currency and equity markets, September seemed relatively tranquil. If the 0.4% and -0.8% MSCI World and Emerging market respective returns are anything to go by, one can be forgiven for thinking markets were relatively calm. Of course, it is never that simple.

The Japanese equity market led the gains with a 5.5% monthly increase, while amongst the larger emerging markets, India led the losses with a 6.3% decline. There were the odd emerging market outliers, such as Turkey and Russia, which rose 7.8% and 9.1% respectively (the Russian market is always firm when the oil price rises), while Greece lost 5.2%. The Chinese equity market rose 3.5%, following its 5.3% loss in August. There was also notable differences in the market capitalization (size) movements, with the US large cap index (S&P500) rising 0.6% but the S&P Mid and Small cap indices falling 1.2% and 3.3% respectively. Global bond markets were relatively calm but ended the month weaker; the Bloomberg Global and US Aggregate bond indices lost 0.9% and 0.6% respectively.

The dollar was relatively stable, which allowed some respite following the emerging market currency carnage last month. The rand firmed 3.5%, the Russian rouble 2.8%, and the Turkish lira 10.2%, but the Indian rupee lost 2.1%. Within the commodity space, we also saw a mixed bag of performances. Perhaps the most notable was the 6.8% increase in the oil price, but the respective 5.1% and 3.5% rises in the iron ore and copper prices were also notable.

"To achieve great things, two things are needed; a plan, and not quite enough time."

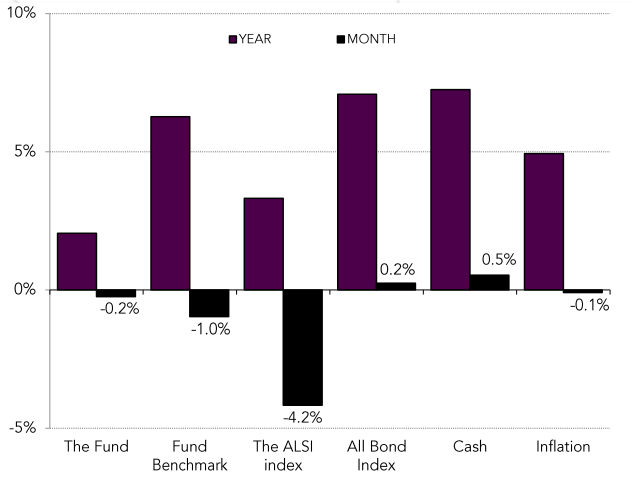
- Leonard Bernstein



**PRESCIENT**  
LIFE

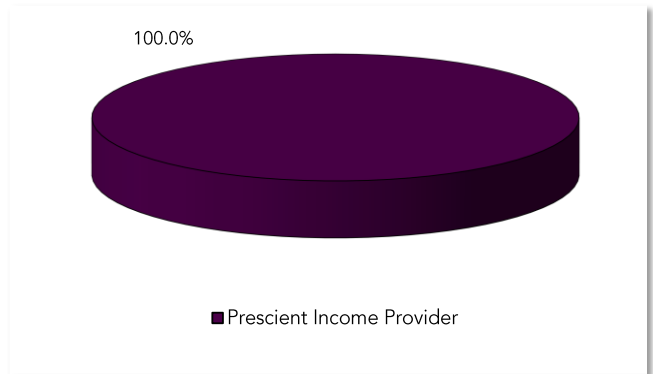
September  
2018

**Local market returns**



The Maestro Cautious Fund does not invest in the [Central Park Global Balanced Fund](#).

**Asset allocation**



With respect to the SA equity market, the downtrend that has been in place for a couple of years continued. The All share index shed 4.2%, led by the large cap Top40 index, which fell 4.7%. The Mid and Small cap indices lost 3.7% and 1.7% respectively. Notwithstanding the firm rand, the Financial index ended September 2.0% lower while the Industrial index lost 7.7%; dragged lower by 41.9%, 15.1%, 14.1% and 11.1% respective monthly losses in Aspen, Imperial, Bidvest and Richemont share prices. The Basic material index rose 1.1%. Spurred in part by the firm rand, the All Bond index rose 0.3%.

**Monthly fund returns**

During September the Maestro Cautious Fund's NAV decreased by 0.2% versus the Fund's benchmark decline of 1.0%. The [Maestro Equity Prescient Fund](#) fell by 4.4% versus the 4.2% decline of the All Share index. The [Prescient Income Provider Fund](#) returned 0.4% against its benchmark return of 0.5%. The [Prescient Bond QuantPlus Fund](#) increased by 0.5% versus its benchmark increase of 0.2%.

**Largest Holdings**

Investment	% of Fund
ZAR/USD FWD 20181130	7.2%
Prescient Flexible Global Income USD Fund	6.4%
Standard Bank 1% 201220	3.3%
ABSA NCD 8.325% A 260819	2.6%
Firstrand Bond 6.250% 230423	2.3%
Absa NCD 8.35% 260819	2.1%
Standard Bank Group SBT102 300922	1.8%
Nedbank NCD 8.325% 230819	1.7%
Landbank Step-Up Note 141118	1.7%
IDC SA Ltd FRN 290119	1.7%
<b>Total</b>	<b>30.6%</b>

"To achieve great things, two things are needed; a plan, and not quite enough time."

- Leonard Bernstein

# MAESTRO CAUTIOUS FUND

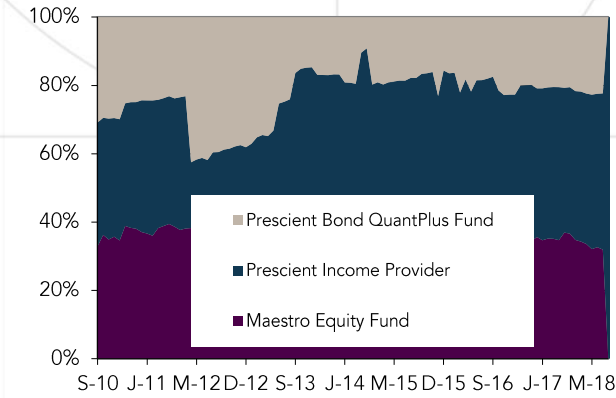
Orchestrating Your Wealth



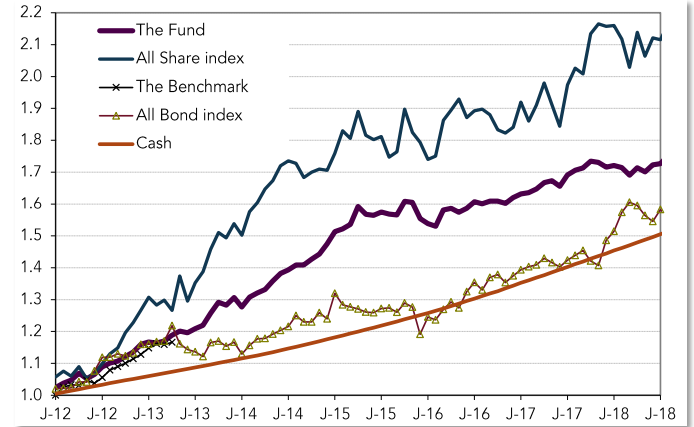
PRESCIENT LIFE

September 2018

## Historic sector allocation



## Historic performance



## Monthly and annual average return (%)

Investment	1 month	1 year	3 year	5 years	7 years
Maestro Cautious Fund	-0.2	2.1	3.8	6.8	8.8
Benchmark	-1.0	6.3	7.5	7.4	8.9

## Monthly and annual average return (%)

Investment	Year to date	2017	2016	2015	2013	2012	2011	2010
Maestro Cautious Fund	1.9	5.9	4.2	5.4	12.9	12.6	16.1	2.9
Benchmark	2.5	12.4	8.4	3.1	8.8	8.7	14.8	5.9

Units in linked insurance policies should be considered as medium to long-term investments. The value of units may go up as well as down and past performance is not necessarily a guide to future performance. Unit prices are calculated on a net asset basis, which is the total value of all the assets in the portfolio including any income accruals and less any permissible deductions (Brokerage, Securities Transfer Tax, VAT, Auditor's fees, Bank Charges, Custodian fees and the annual Management fee) from the portfolio divided by the number of units in issue. Fluctuations or movements in exchange rates may cause the value of any underlying international investments to go up and down. Forward pricing is used. Maestro Investment Management (Pty) Limited and Prescient Life Limited are members of the Association for Savings and Investments of South Africa (ASISA).

